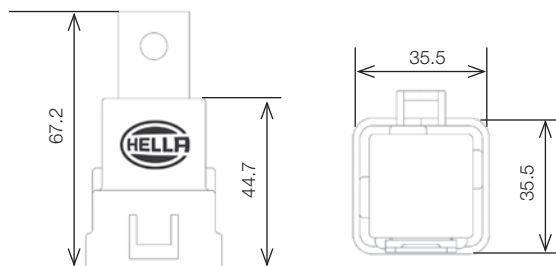


Part No.

007794301 - Single - Min Order Qty: 1
007794307 - Bulk - Min Order Qty: 150



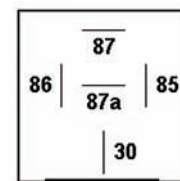
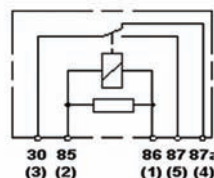
Dimension Drawing



Mini ISO Relay

- 12 Volt
- SPDT / Form C
- Resistor Coil Suppression
- 40 Amp Continuous
- Weatherproof Cover
- Mounting Bracket

Diagram



Accessories

- H84709001** RELAY CONN F/ ISO WEATHERPROOF TYPE W/12" LEADS, Qty: 5
- H84709011** ISO MINI WEATHERPROOF RELAY CONNECTOR KIT Qty: 1
- H84989021** RELAY SOCKET MINI 5 TERM F/HARNESS, Qty: 1
- H84989027** RELAY SOCKET MINI 5 TERM F/HARNESS, Qty: 50
- U84989027** RELAY SOCKET MINI 5 TERM F/HARNESS, Qty: 3000
- 701235033** TERMINAL 6.3MM X 0.8 W/ CATCH, Qty: 100
- 701235034** TERMINAL 6.3MM X 0.8 W/ CATCH, Qty: 1,500

Technical Data

*All measurements are in Millimeters.

Nominal Voltage	12V	Operating / Releasing Time	≤ 10 ms / ≤ 10 ms
Rated Continuous Load	N/O 40A N/C 20A at 85°C	Dielectric Strength	≥ 1,000 VDC
Ambient Temperature	-40°C...+125°C	Max. Inrush Load	150A lamp / 166A motor
Contact Form	1 Form C / SPDT	Resistive Load / Switching Cycles	N/O 30A N/C 20A , 150,000 cycles N/O 40A, 100,000 cycles
Contact Material	AgSnO2	Inductive load / Switching Cycles	N/O 35A, 100,000 cycles
Operating / Drop out Voltage	≤ 8.0V / ≥ 1.0V	Lamp Load (capacitive) / Switching Cycles	N/O 30A, 100,000 cycles
Max.Coil Voltage	18V	Vibration	20 – 200 Hz, 50 m/s ² , 6 h per axis
Coil Resistance	85 Ohm ± 10% (excluding suppression component)	Mechanical Shock	500 m/s ² , 11 ms, period: 1 min, 1,000 times
Suppression	Resistor, 680 Ohm	IP Rating	IP54 DIN IEC 60 529
Mechanical Cycles	10,000,000	Terminals	85, 86: ISO 8092 6.3 x 0.8, CuZn, gal Sn 30, 87, 87A: ISO 8092 6.3 x 0.8, E-Cu, gal Sn

Notes

Cross Reference

Bosch

0 332 204 184

Tyco

VF4-65F11-S01
VF4-65F21-S01

